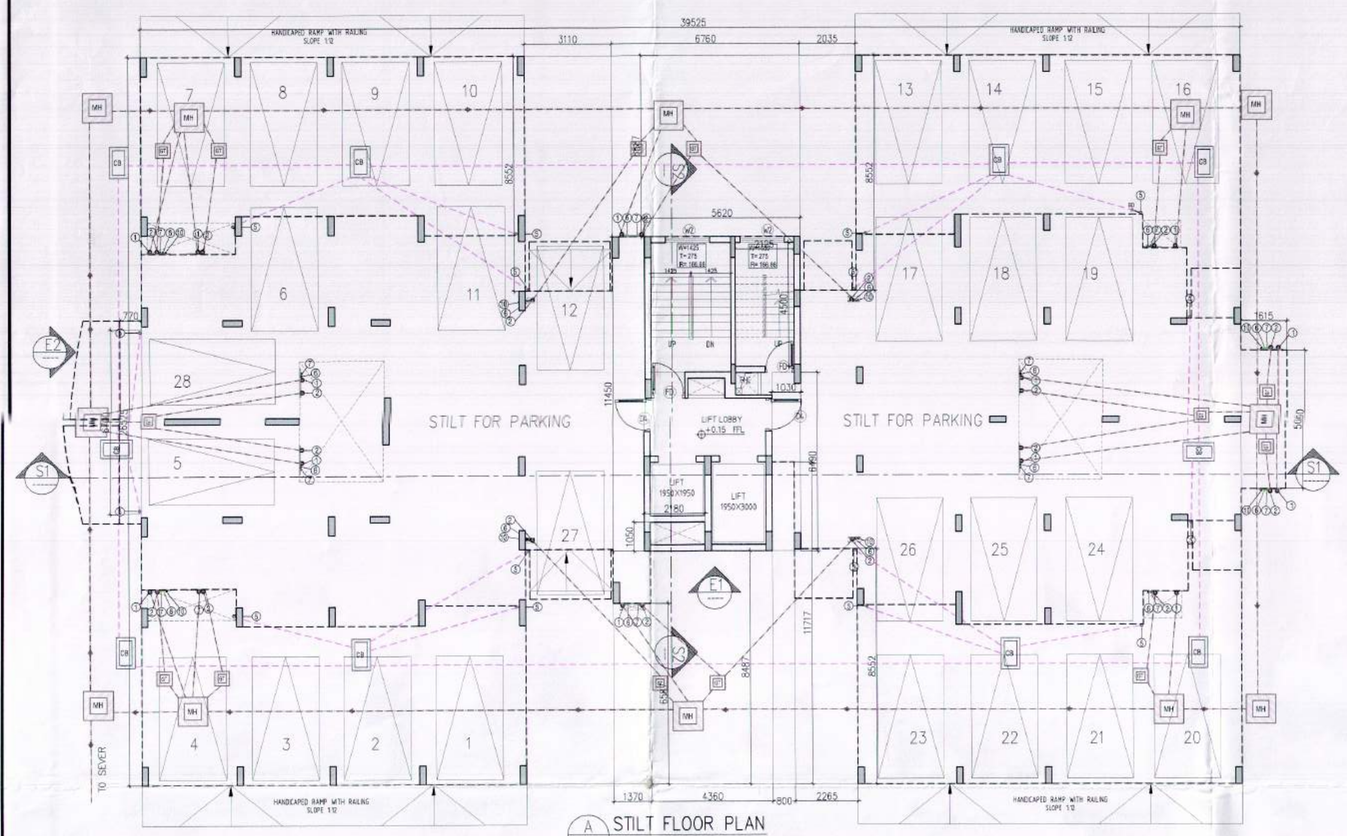

A STILT FLOOR PLAN (SCALE 1:100)

NO. OF PARKING = 28 CARS

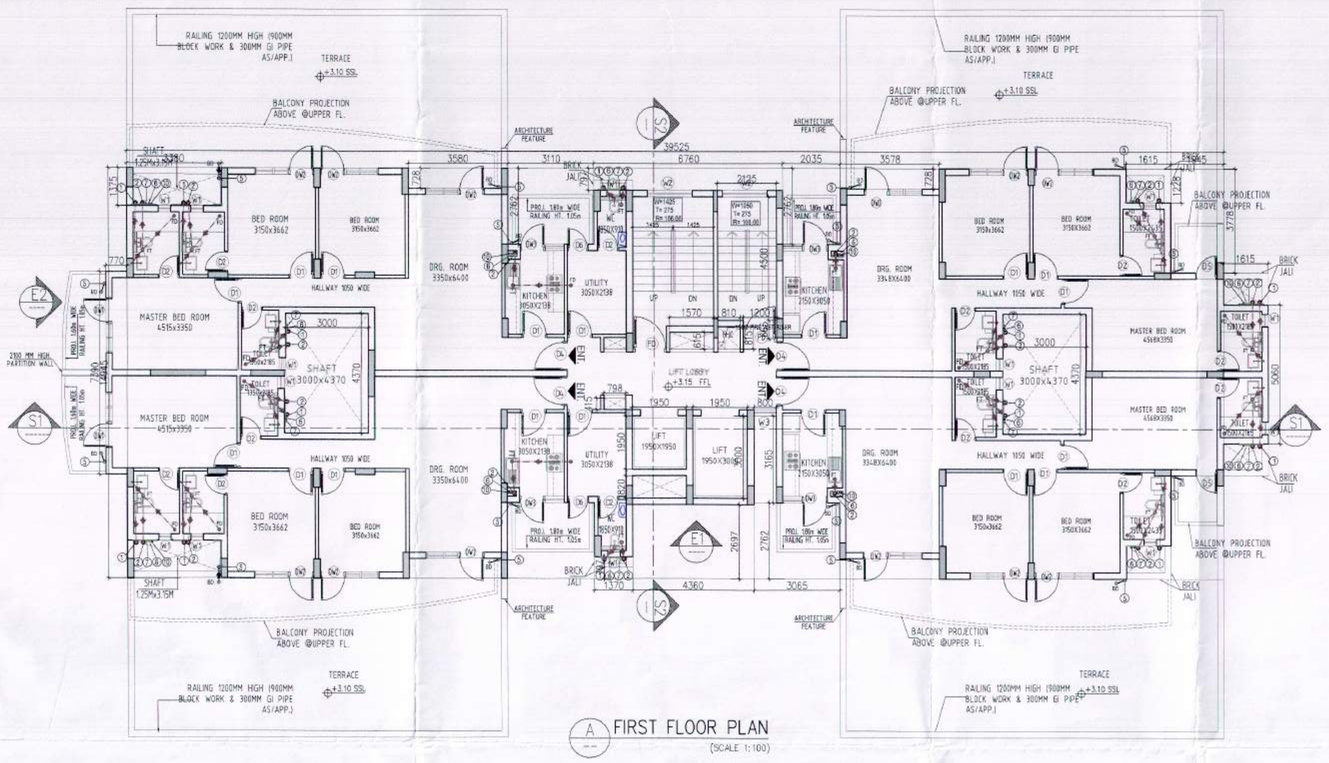

A FIRST FLOOR PLAN (SCALE 1:100)

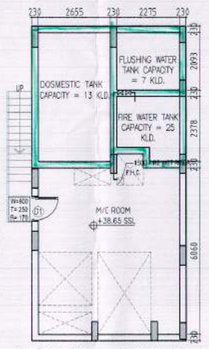

A M/ROOM & O.H.T. PLAN (SCALE 1:100)

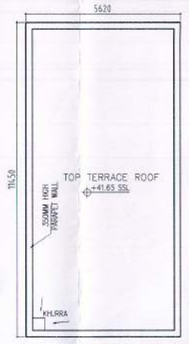

A TOP ROOF PLAN (SCALE 1:100)

MUMTY, O.H.T. M/C ROOM AREA = 5.62x11.45x2=128.70 SQ.MT.

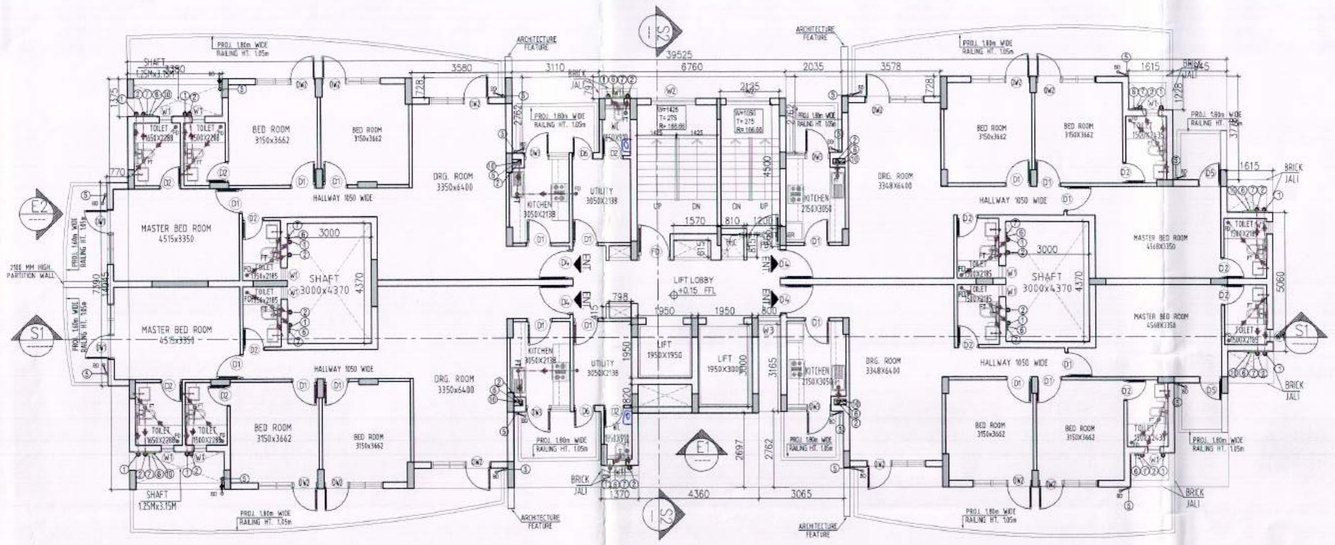

A TYPICAL FLOOR PLAN (2nd.FL to 10th.FL) (SCALE 1:100)

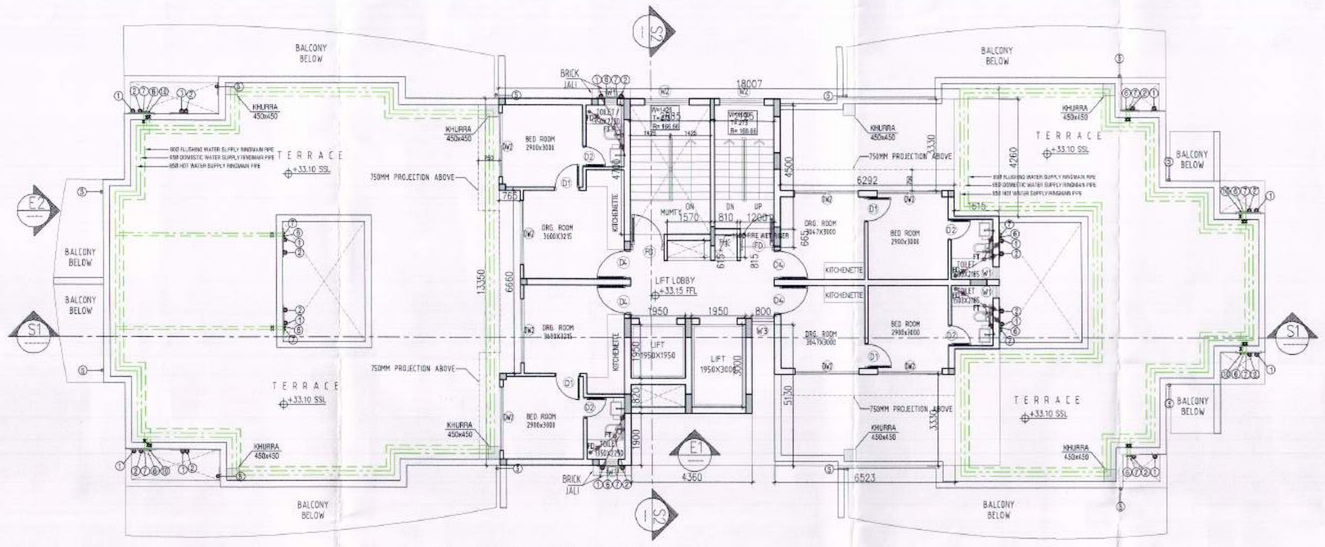

A ELEVENTH FLOOR PLAN (SERVICE PERSONALS (04 NO.)) (SCALE 1:100)

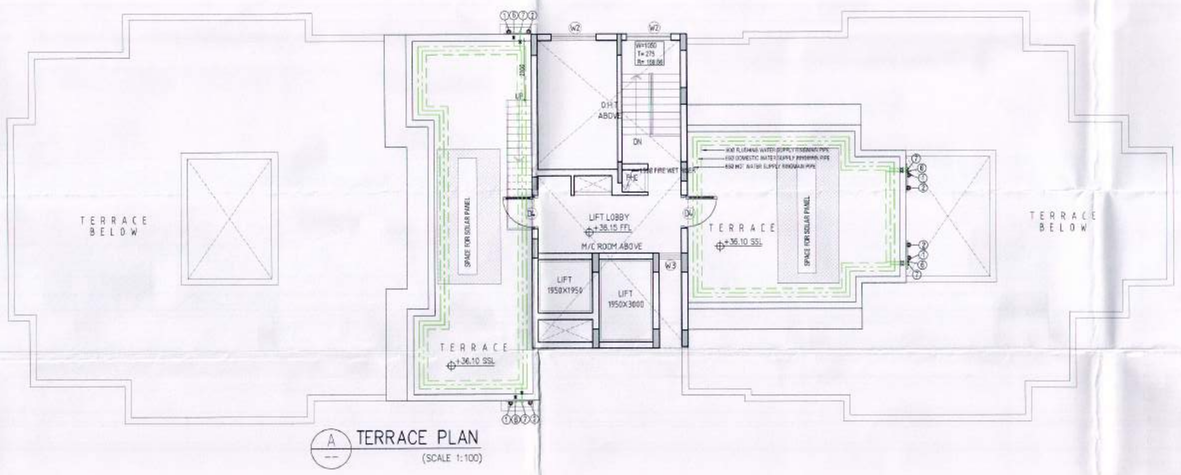

A TERRACE PLAN (SCALE 1:100)

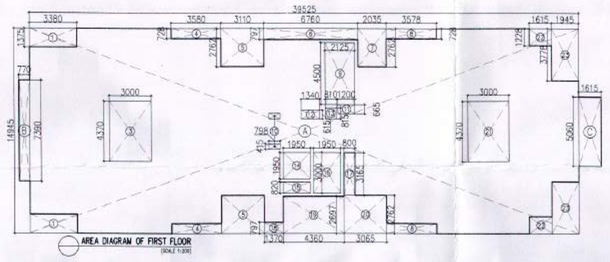

AREA DIAGRAM OF FIRST FLOOR (SCALE 1:100)

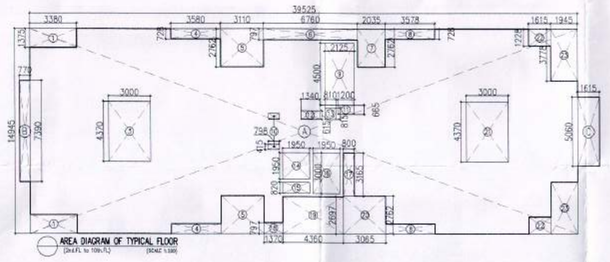

AREA DIAGRAM OF TYPICAL FLOOR (SCALE 1:100)

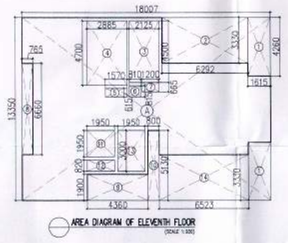

AREA DIAGRAM OF ELEVENTH FLOOR (SCALE 1:100)

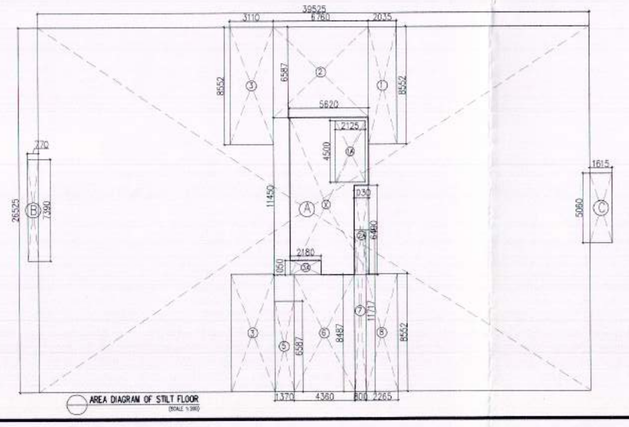

AREA DIAGRAM OF STILT FLOOR (SCALE 1:100)

AREA CALCULATION OF FIRST FLOOR

S.NO		AREA (SQ.MT.)
A	39.525x14.945	590.70
B	0.77x7.39	5.69
C	1.615x5.06	8.17
TOTAL AREA = 604.56 SQ.MT.		

DEDUCTION

S.NO		AREA (SQ.MT.)
1	3.38x1.375x2	9.30
2	3.00x4.37x2	26.22
3	3.58x0.728x2	5.21
5	3.11x2.762x2	17.18
6	6.76x0.797	5.39
7	2.035x2.762	5.62
8	3.578x0.728x2	5.21
9	2.125x4.50	9.56
10	0.798x0.415x2	0.66
11	1.20x0.665	0.80
12	1.57x0.615	0.97
13	0.81x0.815	0.66
14	1.95x1.95	3.80
15	1.95x0.82	1.60
16	1.95x3.00	5.85
17	0.80x3.165	2.53
18	1.37x0.797	1.09
19	4.36x2.697	11.76
20	3.065x2.762	8.47
22	1.615x1.228x2	3.97
23	1.945x3.778x2	14.70
TOTAL AREA = 140.55 SQ.MT.		

FAR AREA CALCULATION
604.56 – 140.55= 464.01 SQ.MT.

AREA CALCULATION OF TYPICAL FLOOR

S.NO		AREA (SQ.MT.)
A	39.525x14.945	590.70
B	0.77x7.39	5.69
C	1.615x5.06	8.17
TOTAL AREA = 604.56 SQ.MT.		

DEDUCTION

S.NO		AREA (SQ.MT.)
1	3.38x1.375x2	9.30
3	3.00x4.37x2	26.22
4	3.58x0.728x2	5.21
5	3.11x2.762x2	17.18
6	6.76x0.797	5.39
7	2.035x2.762	5.62
8	3.578x0.728x2	5.21
9	2.125x4.50	9.56
10	0.798x0.415x2	0.66
11	1.20x0.665	0.80
12	1.57x0.615	0.97
13	0.81x0.815	0.66
14	1.95x1.95	3.80
15	1.95x0.82	1.60
16	1.95x3.00	5.85
17	0.80x3.165	2.53
18	1.37x0.797	1.09
19	4.36x2.697	11.76
20	3.065x2.762	8.47
22	1.615x1.228x2	3.97
23	1.945x3.778x2	14.70
TOTAL AREA = 140.55 SQ.MT.		

FAR AREA CALCULATION
604.56 – 140.55= 464.01 SQ.MT.

AREA CALCULATION OF ELEVENTH FLOOR

S.NO		AREA (SQ.MT.)
A	18.007x13.35	240.39
TOTAL AREA = 240.39 SQ.MT.		

DEDUCTION

S.NO		AREA (SQ.MT.)
1	1.615x4.26x2	13.76
2	6.292x3.33	20.95
3	2.125x4.50	9.56
4	2.885x4.70	13.56
5	1.57x0.615	0.97
6	0.81x0.815	0.66
7	1.20x0.665	0.80
8	0.765x6.66	5.09
9	4.36x1.90	8.28
10	0.80x5.13	4.10
11	1.95x1.95	3.80
12	1.95x0.82	1.60
13	1.95x3.00	5.85
14	6.523x3.33	21.72
TOTAL AREA = 110.70 SQ.MT.		

FAR AREA CALCULATION
240.39 – 110.70= 129.69 SQ.MT.

AREA CALCULATION OF GROUND COVERAGE

S.NO		AREA (SQ.MT.)
A	39.525x26.525	1048.40
B	0.77x7.39	5.69
C	1.615x5.06	8.17
TOTAL AREA =1062.26 SQ.MT. TOTAL GROUND COVERAGE= 1062.26–189.88=872.38 SQ.MT.		

DEDUCTION

S.NO		AREA (SQ.MT.)
1	2.035x8.552	17.40
2	6.76x6.587	44.53
3	3.11x8.552x2	53.19
5	1.37x6.587	9.02
6	4.36x8.487	37.00
7	0.80x11.717	9.37
8	2.265x8.552	19.37
TOTAL AREA = 189.88 SQ.MT.		

AREA CALCULATION OF STILT FLOOR F.A.R.

S.NO		AREA (SQ.MT.)
X	5.62x11.45	64.34
TOTAL AREA =64.34 SQ.MT.		

DEDUCTION

S.NO		AREA (SQ.MT.)
1A	2.125x4.50	9.56
2A	1.03x6.49	6.68
3A	2.18x1.05	2.29
TOTAL AREA =18.53 SQ.MT.		

TOTAL STILT F.A.R. AREA =
64.34–18.53 = 45.81 SQ.MT.

STILT PARKING AREA CALCULATION
GROUND GOVERAGE-STILT FAR AREA
872.38 - 45.81 = 826.57 SQ.MT.
826.57/30 =27.55 SAY 28 CARS

TOWER-10

(BALWANT SINGH)
S.D.

Checked and found ok for Public Health (Internal) Service only subject to comments in is forwarding letter No. ... dated ...
Superintending Engineer (HQ)
HUDA, Panchkula.

SCEDULE OF DOORS AND WINDOWS

S.NO	ITEM	WIDTH	HEIGHT	CILL	LINTEL	REMARKS
1	D1	900	2100	-	2100	-
2	D2	750	2100	-	2100	-
3	FD	1100	2100	-	2100	-
4	D4	1050	2100	-	2400	-
5	DW1	2000	2400	-	2400	-
6	DW2	2112	2400	-	2400	-
7	DW3	2090	2400	-	2400	-
8	W1	600	900	1500	2400	-
9	W2	1600	1500	900	2400	-
10	W3	800	1500	900	2400	-

NOTS-:
SOLAR PANEL CAPACITY =6330 LPD
AREA REQUIRED 99 SQM

PLUMBING NOTES:-

1. WASH BASIN TO FLOOR TRAP (FT) 40 OD uPVC PIPE.
2. KITCHEN SINK TO FLOOR TRAP FLEXIBLE PIPE.
3. FLOOR DRAIN (FD) TO FLOOR TRAP (FT) 63 OD uPVC WASTE PPE.
4. 110 OD HCIP PIPE USED FOR SOIL & WASTE.
5. 110 OD uPVC PIPE USED FOR TERRACE RAIN WATER
6. 90 OD uPVC PIPE USED FOR BALCONY.

SCHEDULE OF PIPES :-

PIPE NO.	DESCRIPTION
1	110 OD SOIL & VENT PIPE HCIP
2	110 OD . WASTE & VENT PIPE HCIP
3	75 OD ANTI-SYPHONAGE PIPE HCIP
4	110 OD uPVC TERRACE RAIN WATER PIPE
5	90 OD uPVC BALCONY RAIN WATER PIPE
6	DOMESTIC WATER SUPPLY D/N TAKE PIPE
7	FLUSHING WATER SUPPLY D/N TAKE PIPE
8	DOMESTIC WATER SUPPLY RISER *
9	FLUSHING WATER SUPPLY RISER *
10	HOT WATER SUPPLY D/N TAKE PIPE FROM SOLAR PANEL
11	DOMESTIC WATER SUPPLY D/N TAKE PIPE FOR TOP 4TH FLOOR
FT	FLOOR TRAP (110x110) MM
FD	FLOOR DRAIN (110x63) MM
BD	BALCONY DRAIN (110x63) MM
BT	BATH TUB TRAP
OD	OUTER DIA OF PIPE

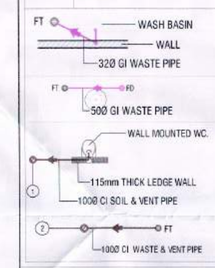

OWNER'S SIGN.
For Shivnandan Buildtech Pvt. Ltd.
Director

ARCHITECT'S SIGN.
ARCHITECT RAJESH JAIN CA/92/13678

Project:
REVISED GROUP HOUSING COLONYMEASURING 13.32 ACRE LICENCE NO.70 OF 2011 DATED 22.07.2011 IN SECTOR-99,GURGAON MANESAR URBAN COMPLEX

Client:
M/S SHIVNANDAN BUILDTECH PVT. LTD

SCALE: AS SHOWN	
DATE : 19 MAY 2016	
DRAWN: K.J	SUBMISSION DRAWING
CHECKED: D.A	FLOOR PLANS,& AREA CALCULATION
APPROVED: RJ	
DRG. NO: 37	

ARCHITECT :
Ichinen
ARCHITECTS PRIVATE LIMITED
A-5 SARVODAYA ENCLAVE, NEW DELHI-110017
TELEFAX +91 11 46095800, EMAIL ichinenarchitects@rediffmail.com

NOTE:
THIS DRAWING IS PROPERTY OF "ICHINEN ARCHITECTS (P) LTD." AND MAY NOT BE COPIED OR USED FOR ANY OTHER PURPOSE THANFOR WHICH IT IS ISSUED WITHOUT PERMISSION OF ITS PRINCIPLES.