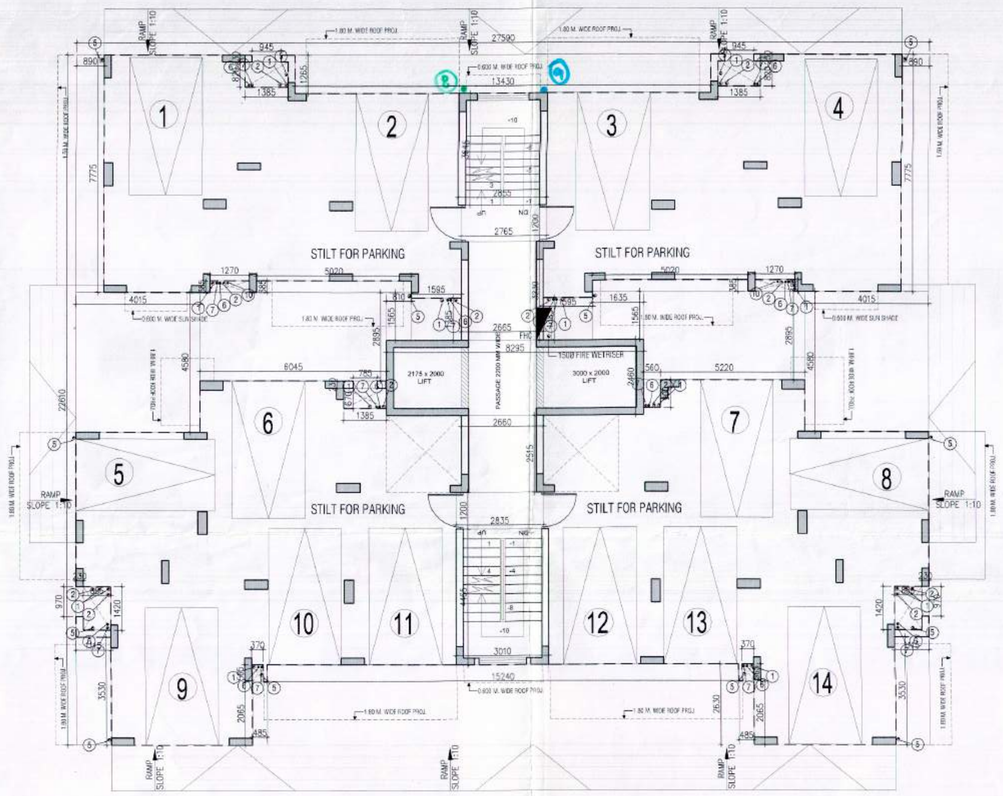

A STILT FLOOR PLAN (SCALE 1:100) NO. OF PARKING = 14 CAR

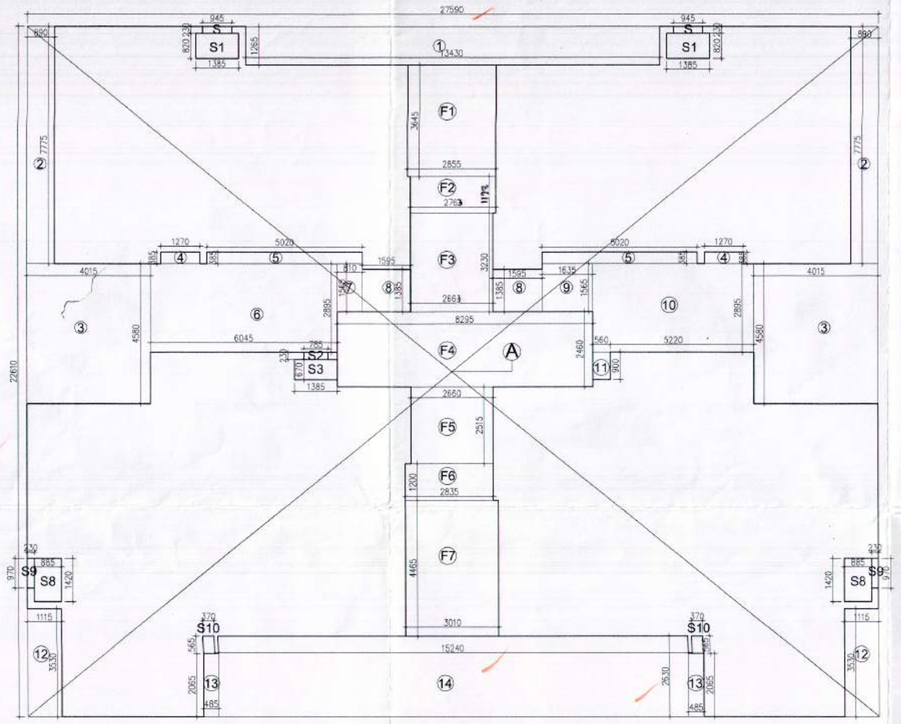

STILT FLOOR AREA DIAGRAM

STILT FLOOR AREA DIAGRAM

TOTAL AREA OF A. = 27.59 x 22.61 = 623.809 SQ.MTRS.
TOTAL DEDUCTION

1. = 13.430 x 1.265	= 16.988
2. = 2(7.775 x 0.890)	= 13.838
3. = 2(4.015 x 4.580)	= 36.776
4. = 2(1.270 x 0.385)	= 0.976
5. = 2(5.020 x 0.385)	= 3.864
6. = 6.045 x 2.895	= 17.500
7. = 1.565 x 0.810	= 1.267
8. = 2(1.595 x 1.385)	= 4.418
9. = 1.635 x 1.565	= 2.558
10. = 5.220 x 2.895	= 15.111
11. = 0.560 x 0.900	= 0.504
12. = 2(3.530 x 1.115)	= 7.870
13. = 2(0.485 x 2.065)	= 2.002
14. = 15.240 x 2.630	= 40.081
S. = 2(0.230 x 0.945)	= 0.434
S1. = 2(0.820 x 1.385)	= 2.270
S2. = 0.785 x 0.230	= 0.180
S3. = 0.670 x 1.385	= 0.927
S8. = 2(0.885 x 1.420)	= 2.512
S9. = 2(0.230 x 0.970)	= 0.446
S10. = 2(0.370 x 0.565)	= 0.418
TOTAL DEDUCTION	= 170.940 SQ.MTRS.

TOTAL GROUND COVERAGE TOWER-6 =
TOTAL AREA - TOTAL DEDUCTION
= 623.809 - 170.940 = 452.869 SQ.MTRS.

F1. = 3.645 x 2.857	= 10.413
F2. = 2.763 x 1.198	= 3.310
F3. = 3.230 x 2.663	= 8.601
F4. = 8.295 x 2.460	= 20.405
F5. = 2.660 x 2.515	= 6.689
F6. = 1.200 x 2.835	= 3.402
F7. = 4.465 x 3.010	= 13.439
TOTAL	= 66.259 SQ. MTRS.

CORE AREA = F1+F2+F3+F4+F5+F6+F7 = 66.259 SQ. MTRS.(F.A.R. AREA)
STILT AREA = GROUND COVERAGE - F.A.R. AREA = 452.869 - 66.259
= 386.610 SQ. MTRS. (NON F.A.R. AREA)
= 386.610 / 30 = 12.89 SAY 13ECS.

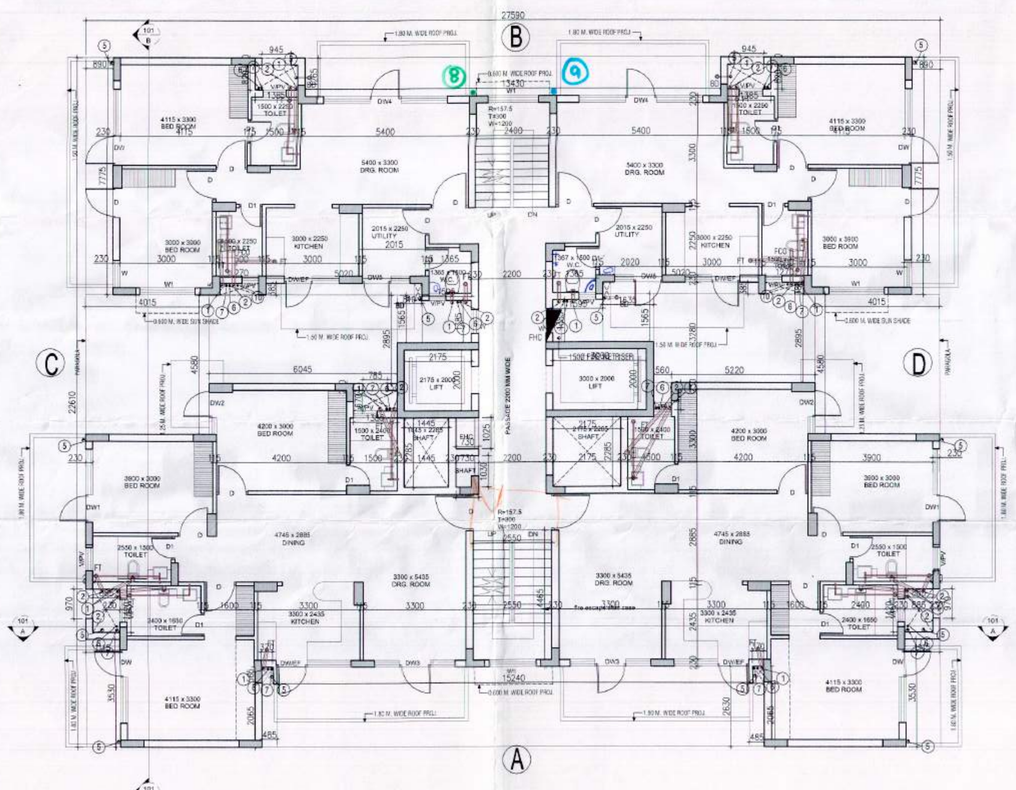

A TYPICAL FLOOR PLAN (1st.FL to 13th.FL) (SCALE 1:100)

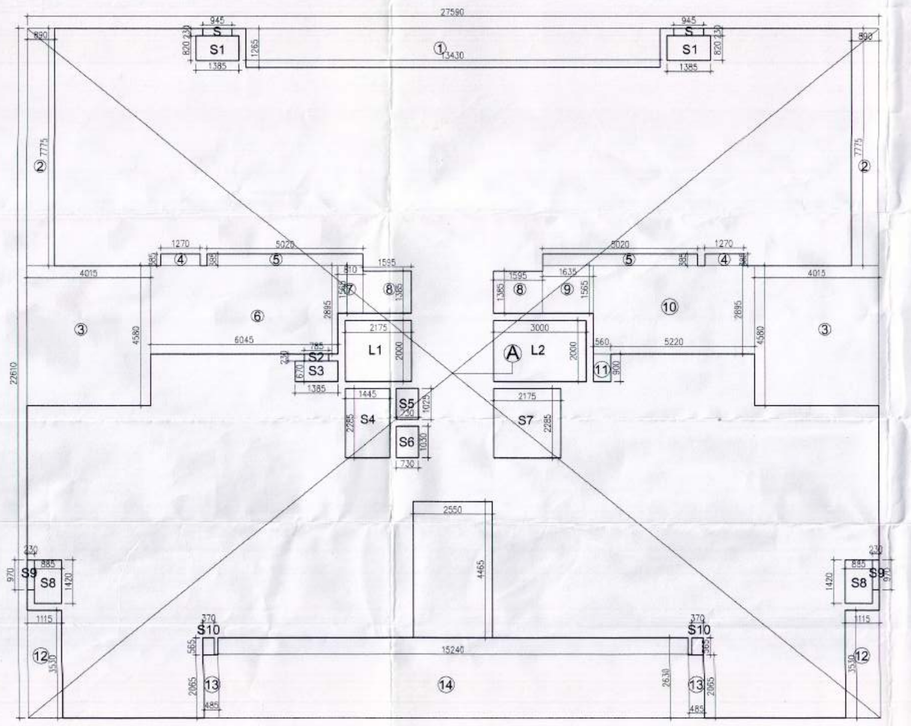

FIRST TO THIRTEENTH FLOOR AREA DIAGRAM

FIRST TO THIRTEENTH FLOOR AREA DIAGRAM

TOTAL AREA OF A. = 27.59 x 22.61 = 623.809 SQ.MTRS.
TOTAL DEDUCTION

1. = 13.430 x 1.265	= 16.988
2. = 2(7.775 x 0.890)	= 13.838
3. = 2(4.015 x 4.580)	= 36.776
4. = 2(1.270 x 0.385)	= 0.976
5. = 2(5.020 x 0.385)	= 3.864
6. = 6.045 x 2.895	= 17.500
7. = 1.565 x 0.810	= 1.267
8. = 2(1.595 x 1.385)	= 4.418
9. = 1.635 x 1.565	= 2.558
10. = 5.220 x 2.895	= 15.111
11. = 0.560 x 0.900	= 0.504
12. = 2(3.530 x 1.115)	= 7.870
13. = 2(0.485 x 2.065)	= 2.002
14. = 15.240 x 2.630	= 40.081
S. = 2(0.230 x 0.945)	= 0.434
S1. = 2(0.820 x 1.385)	= 2.270
S2. = 0.785 x 0.230	= 0.180
S3. = 0.670 x 1.385	= 0.927
S4. = 1.445 x 2.285	= 3.301
S5. = 0.730 x 1.025	= 0.748
S6. = 0.730 x 1.030	= 0.751
S7. = 2.175 x 2.285	= 4.969
S8. = 2(0.885 x 1.420)	= 2.512
S9. = 2(0.230 x 0.970)	= 0.446
S10. = 2(0.370 x 0.565)	= 0.418
L1. = 2.175 x 2.000	= 4.350
L2 = 3.000 x 2.000	= 6.000
TOTAL DEDUCTION	= 191.059 SQ.MTRS.

TOTAL F.A.R. AREA ON FIRST FLOOR = TOTAL AREA OF A - TOTAL DEDUCTION
= 623.809 - 191.059 = 432.750 SQ.MTRS.

TOTAL F.A.R. AREA ON FIRST TO FOURTEENTH FLOOR = 432.750 X 13 = 5625.750 SQ.MTRS.

NOTES	
1.	W.C TO SOIL STACK 100ø PIPE
2.	F.T TO WASTE STACK 100ø PIPE
3.	F.D TO F.T 50ø WASTE PIPE
4.	WASH BASIN TO F.T 40ø WASTE PIPE
5.	KITCHEN SINK TO F.T 50ø WASTE PIPE

F.T	FLOOR TRAP 100X100
F.D	FLOOR DRAIN 100X50
FCO	FLOOR CLEAN OUT 100X100
CO	CLEAN OUT PLUG
W	150X150 CUTOUT IN SLAB

TOWER—6

S.T.P. (HQ) Member Secretary B.P.C. | S.T.P. (O) Member B.P.C. | C.T.P. (HQ) Chairman B.P.C.

(BALWANT SINGH) S.D.

DOORS + WINDOS SCHEDULE:

DW	= 2400 x 2600	DW/EF	= 2415 x 2600
DW1	= 2500 x 2600	W	= 900 x 2300
DW2	= 1455 x 2600	W1	= 1800 x 2300
DW3	= 2600x 2600	V/PV	= 900 x 1400
DW4	= 4000x 2600	EF	= 460 DIA
DW5	= 1650x 2600		
D	= 1000x 2600		
D1	= 750 x 2600		

NOTS-:
SOLAR PANEL CAPACITY =6330 LPD
AREA REQUIRED 99 SQM

PLUMBING NOTES:-

1. WASH BASIN TO FLOOR TRAP (FT) 40 OD uPVC PIPE
2. KITCHEN SINK TO FLOOR TRAP FLEXIBLE PIPE.
3. FLOOR DRAIN (FD) TO FLOOR TRAP (FT) 63 OD uPVC WASTE PIPE
4. 110 OD HCIP PIPE USED FOR SOIL & WASTE.
5. 110 OD uPVC PIPE USED FOR TERRACE RAIN WATER
6. 90 OD uPVC PIPE USED FOR BALCONY.

SCHEDULE OF PIPES :-

PIPE NO.	DESCRIPTION
1	110 OD " SOIL & VENT PIPE HCIP
2	110 OD " WASTE & VENT PIPE HCIP
3	75 OD " ANTI-SYPHONAGE PIPE HCIP
4	110 OD uPVC TERRACE RAIN WATER PIPE
5	90 OD uPVC BALCONY RAIN WATER PIPE
6	DOMESTIC WATER SUPPLY D/N TAKE PIPE
7	FLUSHING WATER SUPPLY D/N TAKE PIPE
8	DOMESTIC WATER SUPPLY RISER "
9	FLUSHING WATER SUPPLY RISER "
10	HOT WATER SUPPLY D/N TAKE PIPE FROM SOLAR PANEL
11	DOMESTIC WATER SUPPLY D/N TAKE PIPE FOR TOP 4TH FLOOR
FT	FLOOR TRAP (110x110) MM
FD	FLOOR DRAIN (110x63) MM
BD	BALCONY DRAIN (110x63) MM
BT	BATH TUB TRAP
OD	OUTER DIA OF PIPE



Checked and found ok for Public Health (Internal) Service & forwarding letter
Superintending Engineer (HQ) HUDA, Panchkula

OWNER'S SIGN.	ARCHITECT'S SIGN.
For Shivnandan Buildtech Pvt. Ltd. Director	ARCHITECT RAJESH JAIN CA/92/13678

Project:
REVISED GROUP HOUSING COLONYMEASURING 13.32 ACRE LICENCE NO.70 OF 2011 DATED 22.07.2011 IN SECTOR-99,GURGAON MANESAR URBAN COMPLEX

Client:
M/S SHIVNANDAN BUILDTECH PVT. LTD

SCALE: AS SHOWN	
DATE : 19 MAY 2016	
DRAWN: K.J	SUBMISSION DRAWING
CHECKED: D.A	FLOOR PLANS,& AREA CALCULATION
APPROVED: RJ	
DRG. NO: 23	

ARCHITECT :
Ichinen
ARCHITECTS PRIVATE LIMITED
A-5 SARVODAYA ENCLAVE, NEW DELHI-110017
TELEFAX +91 11 46095800, EMAIL ichinenarchitects@rediffmail.com

NOTE:
THIS DRAWING IS PROPERTY OF "ICHINEN ARCHITECTS (P) LTD." AND MAY NOT BE COPIED OR USED FOR ANY OTHER PURPOSE THAN FOR WHICH IT IS ISSUED WITHOUT PERMISSION OF ITS PRINCIPLES