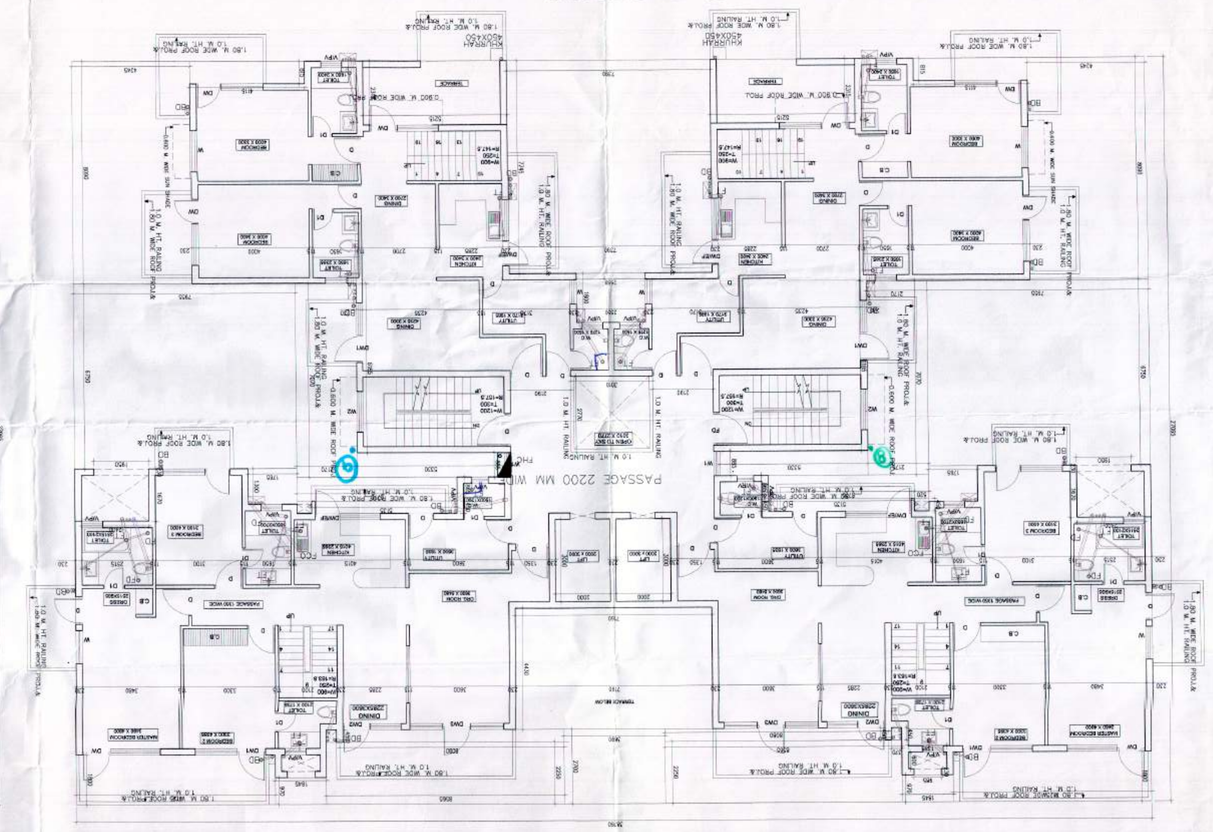

A 13th FLOOR PLAN
(SCALE 1:100)

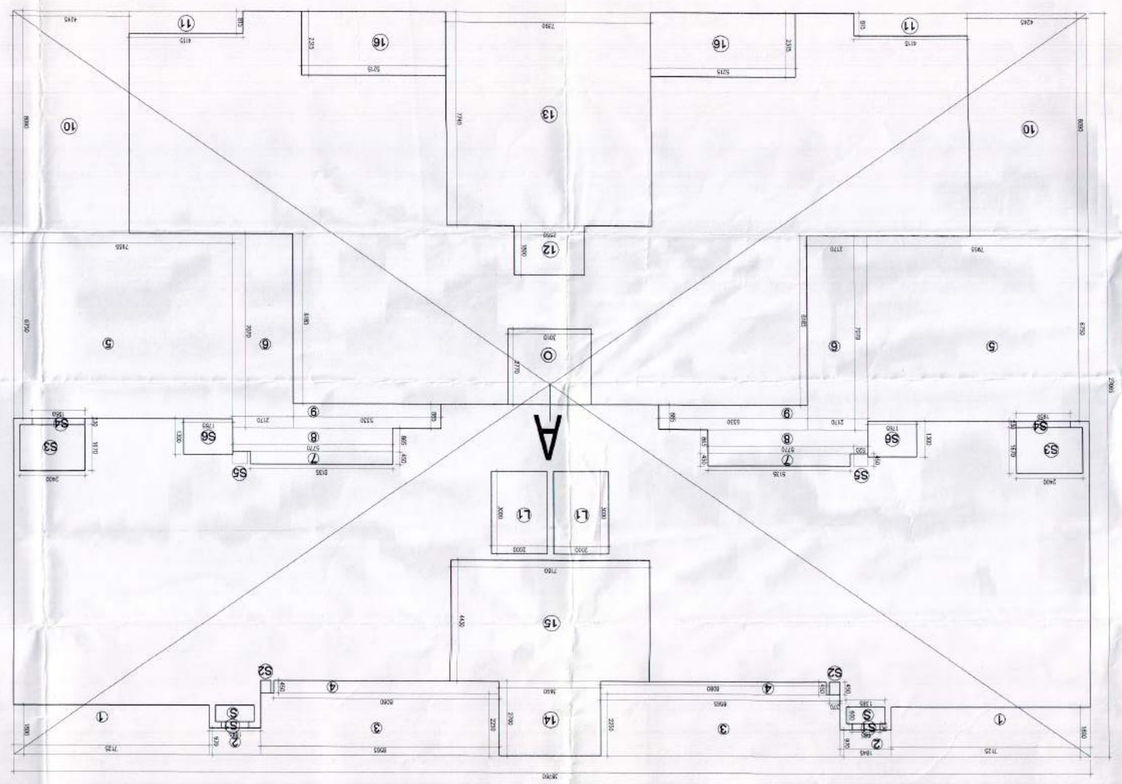

13TH FLOOR PLAN AREA DIAGRAM

A = 38.760 x 27.065 = 1049.394 SQ.MTRS.

DEDUCTION

1. = 2(7.125 x 1.800) = 25.650
2. = 2(1.845 x 0.789) = 3.578
3. = 2(8.565 x 2.260) = 38.542
4. = 2(8.080 x 0.460) = 7.272
5. = 2(6.750 x 7.955) = 107.392
6. = 2(7.070 x 2.170) = 30.682
7. = 2(5.135 x 0.450) = 4.620
8. = 2(5.770 x 0.865) = 9.962
9. = 2(5.330 x 0.885) = 9.434
10. = 2(8.090 x 4.245) = 68.684
11. = 2(4.115 x 0.815) = 6.706
12. = 4.590 x 1.800 = 4.590
13. = 7.745 x 7.390 = 57.235
14. = 3.690 x 2.700 = 9.963
15. = 7.160 x 4.430 = 31.718
16. = 2(5.215 x 2.315) = 24.144
S. = 2(1.385 x 0.600) = 1.662
S1. = 2(0.230 x 0.985) = 0.532
S2. = 2(0.450 x 0.370) = 0.332
S3. = 2(2.400 x 1.670) = 8.016
S4. = 2(1.950 x 0.230) = 0.896
S5. = 2(0.450 x 0.520) = 0.468
S6. = 2(1.300 x 1.765) = 4.588
L1. = 2(2.000 x 3.000) = 12.000
O. = 3.010 x 2.770 = 8.337

TOTAL DEDUCTION = 477.023 SQ.MTRS.

TOTAL F.A.R. AREA ON THIRTEENTH FLOOR =
TOTAL AREA OF A - TOTAL DEDUCTION
= 1049.394 - 477.023 = 572.371 SQ.MTRS.

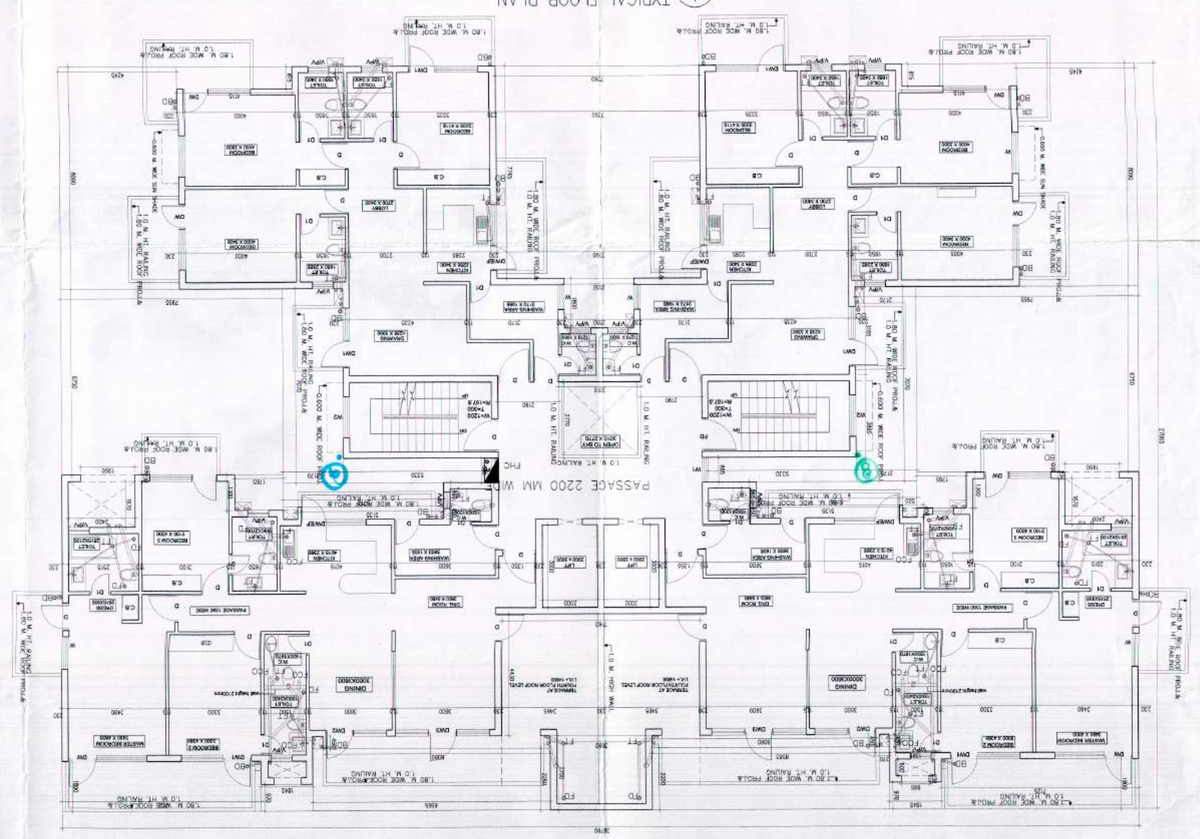

A TYPICAL FLOOR PLAN
(BELOW 13TH FLOOR) (SCALE 1:100)

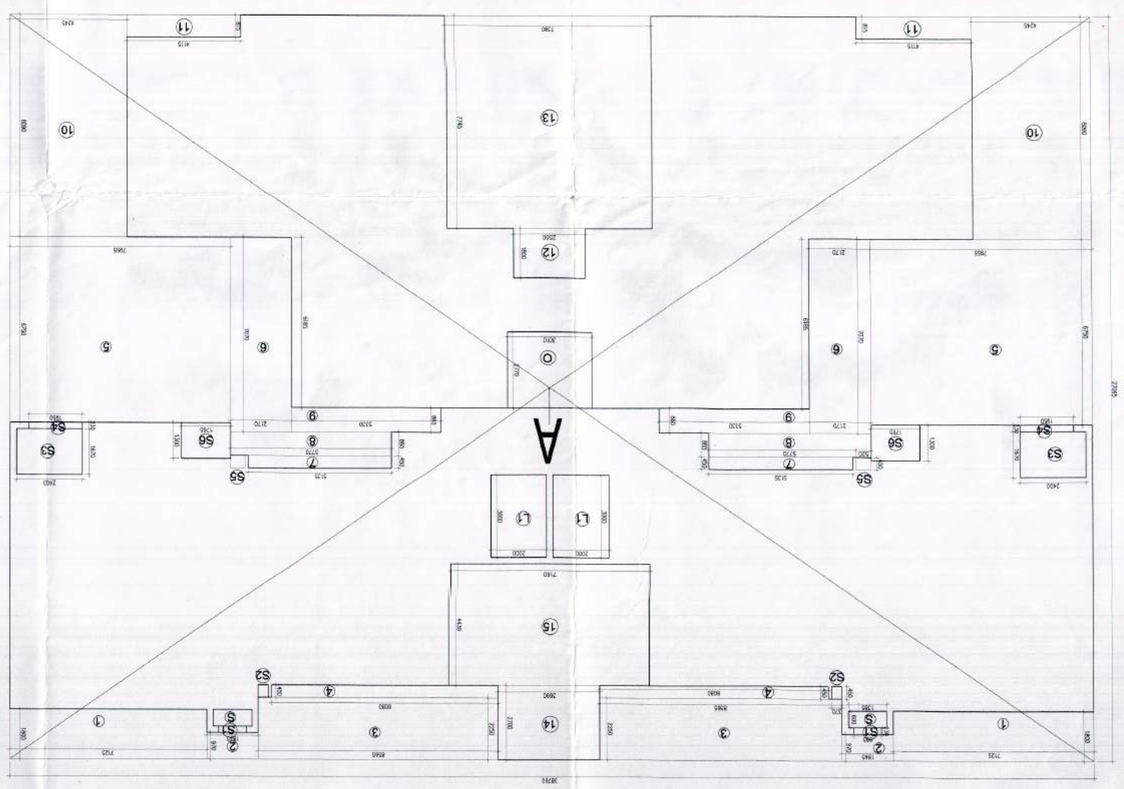

FIFTH TO TWELFTH FLOOR AREA DIAGRAM

A = 38.760 x 27.065 = 1049.394 SQM.

DEDUCTION

1. = 2(7.125 x 1.800) = 25.650
2. = 2(1.845 x 0.789) = 3.578
3. = 2(8.565 x 2.260) = 38.542
4. = 2(8.080 x 0.460) = 7.272
5. = 2(6.750 x 7.955) = 107.392
6. = 2(7.070 x 2.170) = 30.682
7. = 2(5.135 x 0.450) = 4.620
8. = 2(5.770 x 0.865) = 9.962
9. = 2(5.330 x 0.885) = 9.434
10. = 2(8.090 x 4.245) = 68.684
11. = 2(4.115 x 0.815) = 6.706
12. = 4.590 x 1.800 = 4.590
13. = 7.745 x 7.390 = 57.235
14. = 3.690 x 2.700 = 9.963
15. = 7.160 x 4.430 = 31.718
S. = (1.385 x 0.600) = 1.662
S1. = 2(0.230 x 0.985) = 0.532
S2. = 2(0.450 x 0.370) = 0.332
S3. = 2(2.400 x 1.670) = 8.016
S4. = 2(1.950 x 0.230) = 0.896
S5. = 2(0.450 x 0.520) = 0.468
S6. = 2(1.300 x 1.765) = 4.588
L1. = 2(2.000 x 3.000) = 12.000
O. = 3.010 x 2.770 = 8.337

TOTAL DEDUCTION = 452.879 SQ.MTRS.

TOTAL F.A.R. AREA ON FIFTH FLOOR =
TOTAL AREA OF A - TOTAL DEDUCTION
= 1049.394 - 452.879 = 596.515 SQ.MTRS.

TOTAL F.A.R. AREA ON FIFTH TO TWELFTH FLOOR
= 596.515 X 8 = 4772.12 SQ.MTRS.

SCHEDULE OF PIPES	
REF.	DESCRIPTION
1	110 OD — SOIL & VENT PIPE **HCIP**
2	110 OD — WASTE & VENT PIPE **HCIP**
3	75 OD — ANTI-SYPHONAGE PIPE **HCIP**
4	110 OD UPVC TERRACE RAIN WATER PIPE
5	90 OD UPVC BALCONY RAIN WATER PIPE
DW	DOMESTIC WATER SUPPLY D/N TAKE PIPE

NOTES:
THE DRAWING IS PROPERTY OF "DINESH ARCHITECTS (P) LTD." AND MAY NOT BE COPIED OR USED FOR ANY OTHER PURPOSE THAN FOR WHICH IT IS ISSUED WITHOUT PERMISSION OF ITS PROPRIETOR.

ARCHITECTS:
Ichinen
ARCHITECTS PRIVATE LIMITED
A-5 SARVODAYA ENCLAVE, NEW DELHI-110017
TELE/FAX +91 11 46095600, EMAIL ichinenarchitects@yahoomail.com

DRG. NO.:	27

DRAWN:	K.J
CHECKED:	D.A
APPROVED:	RJ

SUBMISSION DRAWING

FLOOR PLANS & AREA CALCULATION

SCALE:	AS SHOWN
DATE:	19-OCT-2013

Client:
M/S SHIVANANDA BUILDTECH PVT. LTD

Project:
REVISED GROUP HOUSING COLONY MEASURING 132 ACRE LICENCE NO 70 OF 2011 DATED 22/07/2011 IN SECTOR 99 GURGAON MANESAR EMAN COMPLEX

OWNER'S SIGN.	ARCHITECT'S SIGN.
For Shivananda Buildtech Pvt. Ltd. Director	ARCHITECT RAJESH JAIN CA/92/13678

NOTS-:
SOLAR PANEL CAPACITY =6330 LPD
AREA REQUIRED 99 SQM

PLUMBING NOTES:
1. WASH BASIN TO FLOOR TRAP (FT) 40 OD UPVC PIPE.
2. KITCHEN SINK TO FLOOR TRAP FLEXIBLE PIPE.
3. FLOOR DRAIN (FD) TO FLOOR TRAP (FT) 63 OD UPVC MAST PIPE.
4. 110 OD **HCIP** PIPE USED FOR SOIL & WASTE
5. 110 OD UPVC PIPE USED FOR TERRACE RAIN WATER
6. 90 OD UPVC PIPE USED FOR BALCONY.

DOORS + WINDOS SCHEDULE:	
DW = 2800 x 2600	DW/EF= 2360 x 2600
DW1 = 2500 x 2600	DW/EF1= 1610 x 2600
DW2 = 2200 x 2600	W1 = 1800 x 2300
DW3 = 3400x 2600	W = 900 x 2300
DW44 = 1620x 2600	V/PV = 900 x 1400
DW5 = 1650x 2600	EF = 460 DIA
D = 1000x 2600	
D1 = 750 x 2600	

TOWER-7			
Sr.Str (HQ) Manoj Sharma	Sr.Str (Q) Kuldeep	Str (HQ) Chandan	
8 P.C.	8 P.C.	8 P.C.	
(BALWANT SINGH) S.D.			