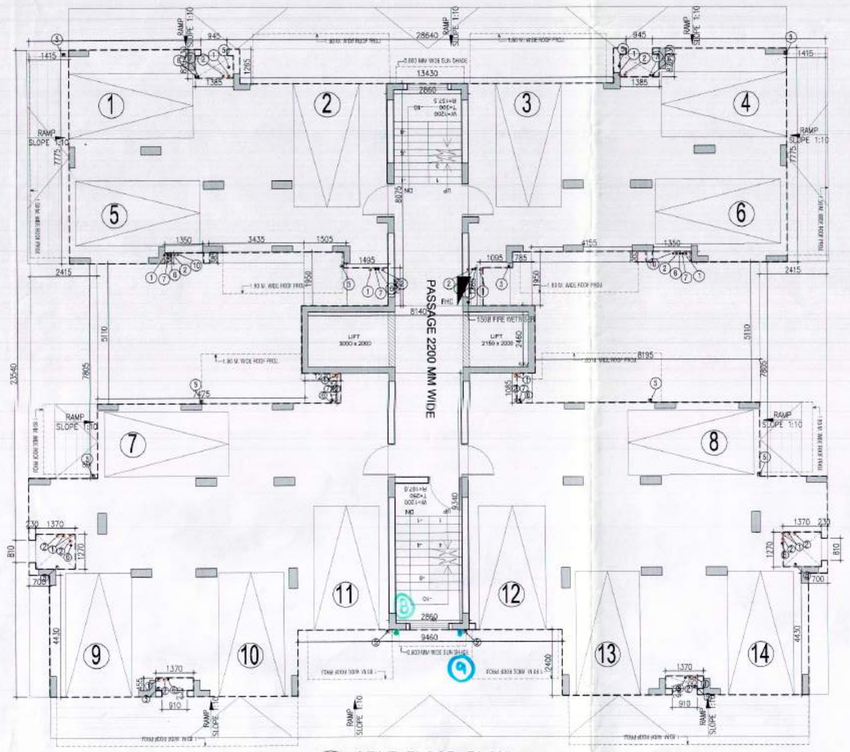

A STILT FLOOR PLAN (SCALE 1:100)

NO. OF PARKING = 14 CAR

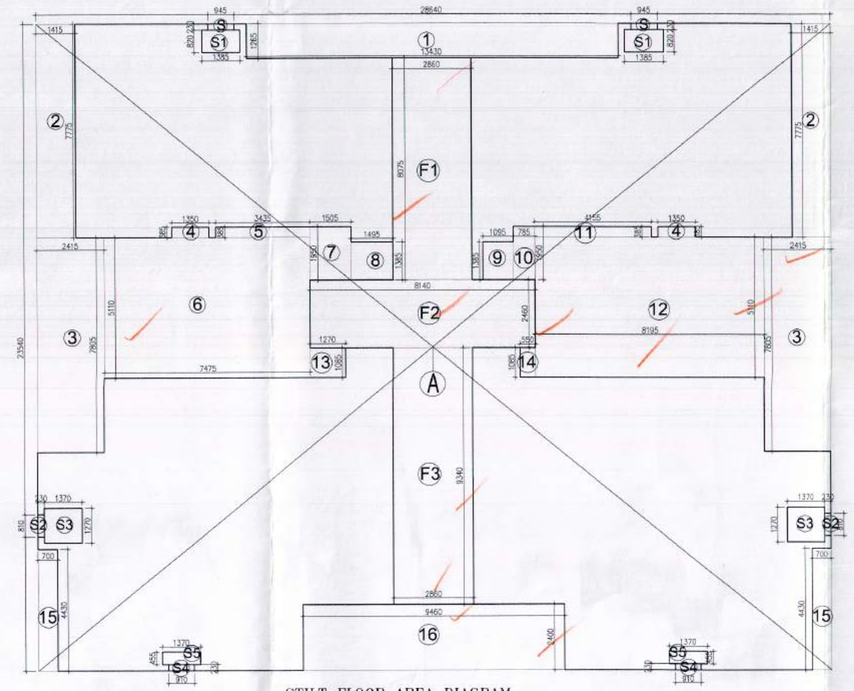

STILT FLOOR AREA DIAGRAM

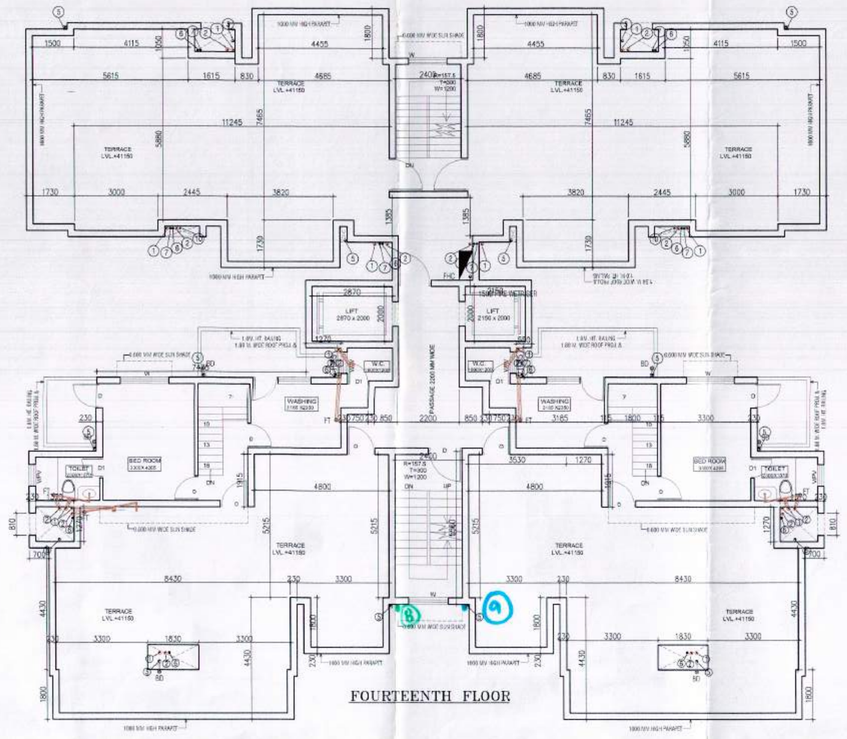

FOURTEENTH FLOOR

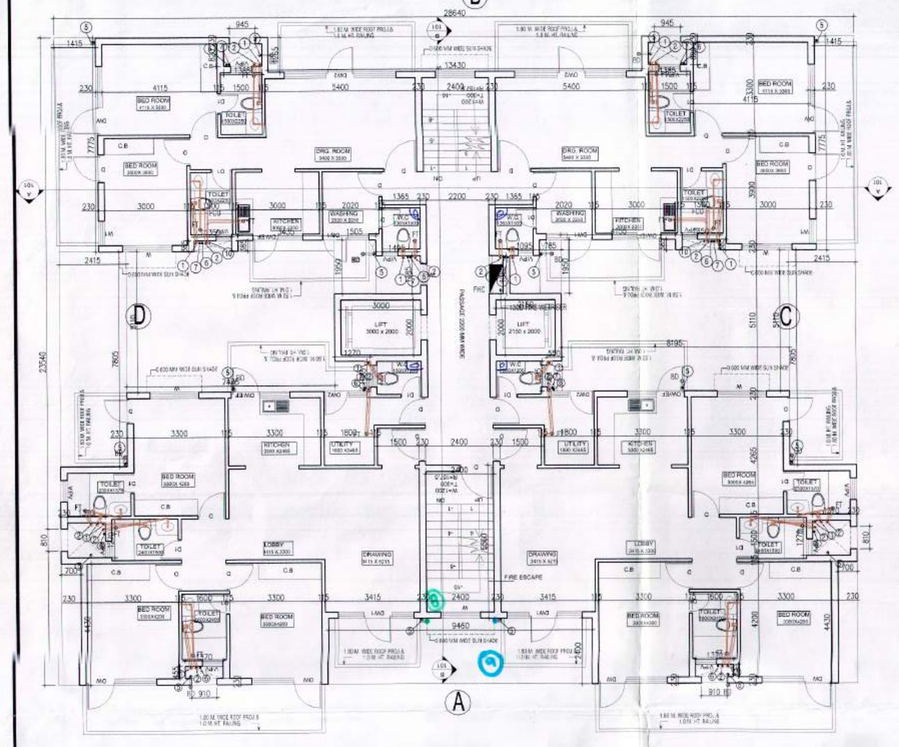

A TYPICAL FLOOR PLAN (1st.FL. to 12th.FL) (SCALE 1:100)

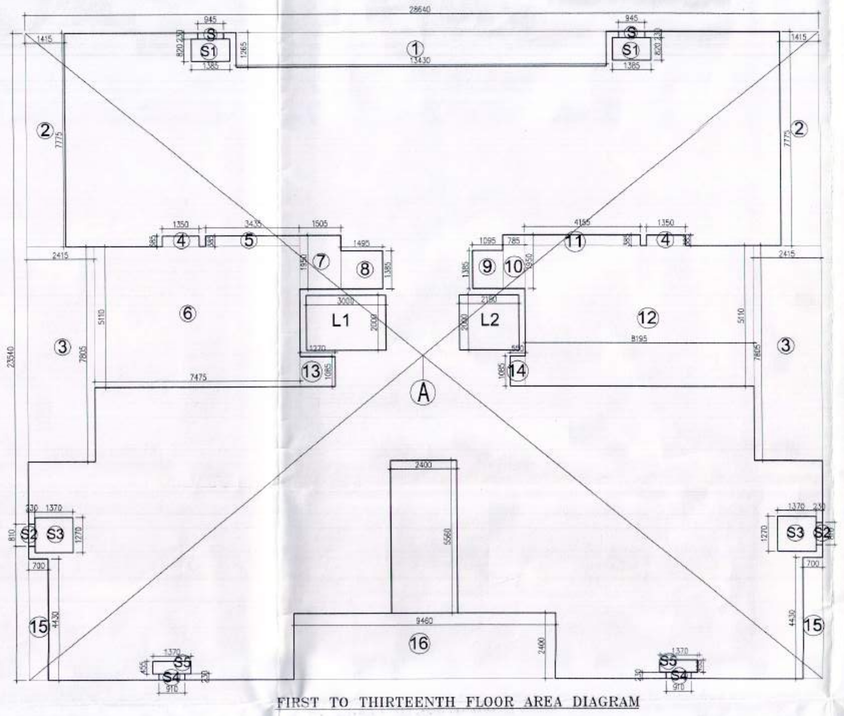

FIRST TO THIRTEENTH FLOOR AREA DIAGRAM

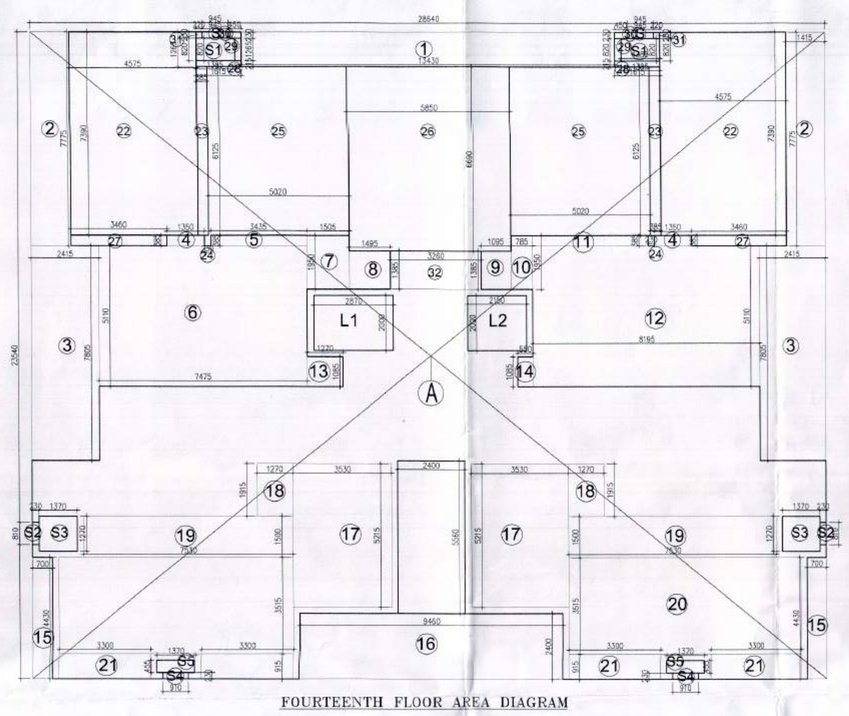

FOURTEENTH FLOOR AREA DIAGRAM

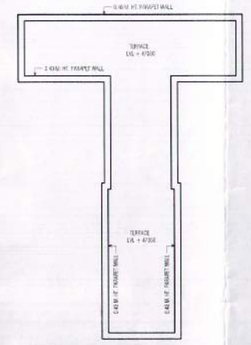

MUMTY/MACHINE ROOM

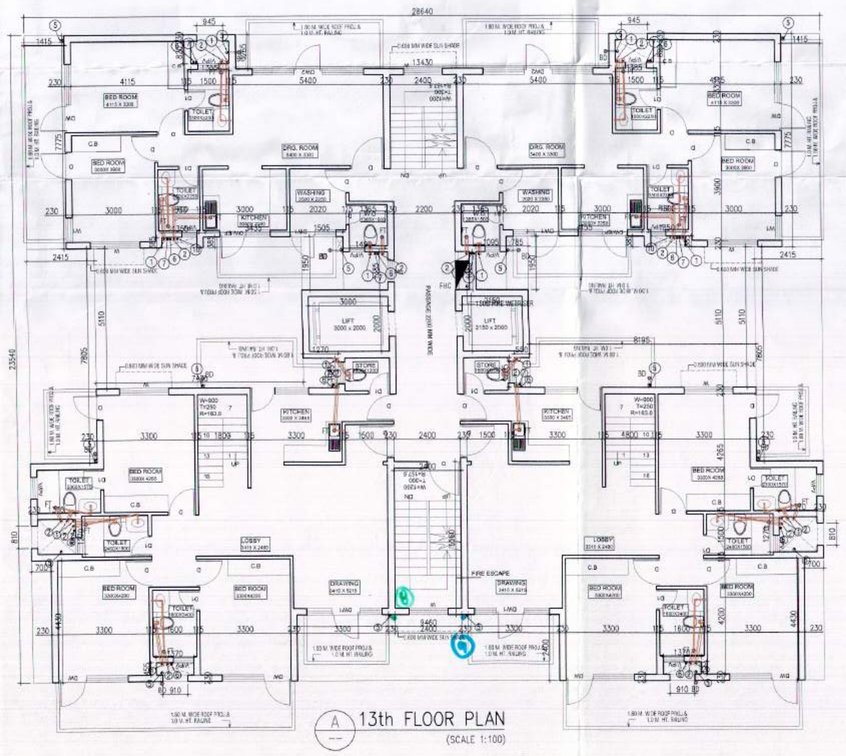

A 13th FLOOR PLAN (SCALE 1:100)

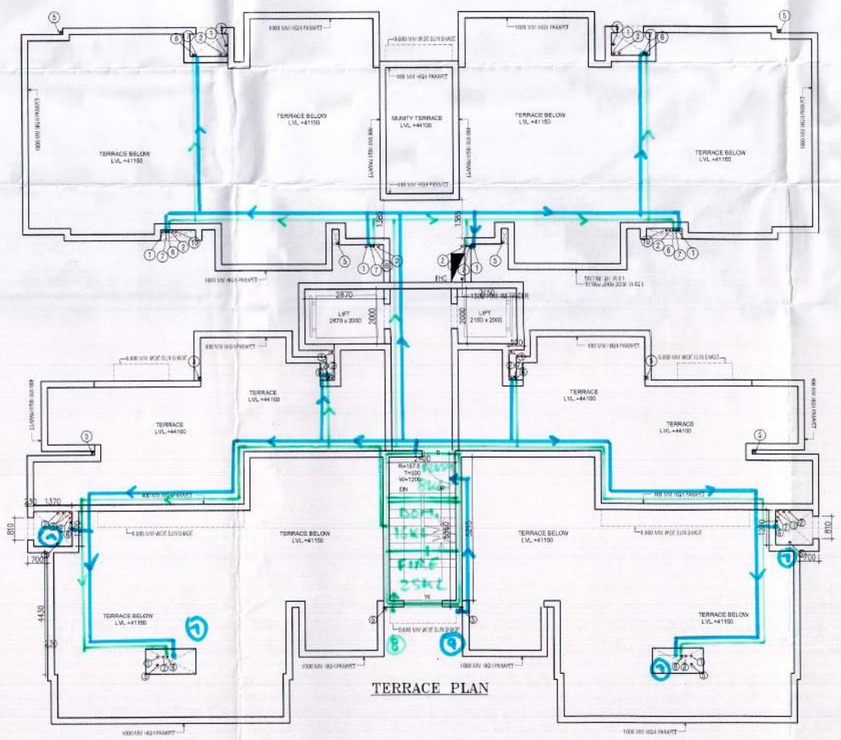

TERRACE PLAN

STILT FLOOR AREA DIAGRAM

TOTAL AREA OF A. = 28.64 x 23.54 = 674.185 SQ. MTRS.

TOTAL DEDUCTION

1. = 13.430 x 1.265	= 16.988
2. = 2(1.415 x 7.775)	= 22.002
3. = 2(2.415 x 7.805)	= 37.698
4. = 2(0.385 x 1.350)	= 1.038
5. = 0.385 x 3.435	= 1.322
6. = 7.475 x 5.110	= 38.197
7. = 1.505 x 1.950	= 2.934
8. = 1.495 x 1.385	= 2.070
9. = 1.095 x 1.385	= 1.516
10. = 0.785 x 1.950	= 1.530
11. = 4.155 x 0.385	= 1.599
12. = 8.195 x 5.110	= 41.876
13. = 1.270 x 1.085	= 1.377
14. = 0.550 x 1.085	= 0.596
15. = 2(0.700 x 4.430)	= 6.202
16. = 9.460 x 2.400	= 22.704
S. = 2(0.945 x 0.230)	= 0.434
S1. = 2(0.820 x 1.385)	= 2.270
S2. = 2(0.230 x 0.810)	= 0.372
S3. = 2(1.270 x 1.370)	= 3.478
S4. = 2(0.230 x 0.910)	= 0.418
S5. = 2(1.370 x 0.455)	= 1.246
TOTAL DEDUCTION	= 207.867 SQ.MTRS.

TOTAL GROUND COVERAGE TOWER - 8 =
TOTAL AREA OF A - TOTAL DEDUCTION
= 674.185 - 207.867 = 466.318 SQ.MTRS.

F1. = 2.860 x 8.075	= 23.094
F2. = 8.140 x 2.460	= 20.024
F3. = 9.340 x 2.860	= 26.712
TOTAL	= 69.830 SQ.MTRS.

CORE AREA = F1+ F2 + F3 = 69.830 SQ.MTRS.(F.A.R. AREA)
STILT AREA = GROUND COVERAGE - F.A.R. AREA
= 466.318 - 69.830 = 396.488 SQ.MTRS.(NON F.A.R. AREA)
= 396.488 / 30 = 13.22 SAY 13 ECS.

FIRST TO THIRTEENTH FLOOR AREA DIAGRAM

TOTAL AREA OF A. = 28.64 x 23.54 = 674.185 SQ. MTRS.

TOTAL DEDUCTION

1. = 13.430 x 1.265	= 16.988
2. = 2(1.415 x 7.775)	= 22.002
3. = 2(2.415 x 7.805)	= 37.698
4. = 2(0.385 x 1.350)	= 1.038
5. = 0.385 x 3.435	= 1.322
6. = 7.475 x 5.110	= 38.197
7. = 1.505 x 1.950	= 2.934
8. = 1.495 x 1.385	= 2.070
9. = 1.095 x 1.385	= 1.516
10. = 0.785 x 1.950	= 1.530
11. = 4.155 x 0.385	= 1.599
12. = 8.195 x 5.110	= 41.876
13. = 1.270 x 1.085	= 1.377
14. = 0.550 x 1.085	= 0.596
15. = 2(0.700 x 4.430)	= 6.202
16. = 9.460 x 2.400	= 22.704
S. = 2(0.945 x 0.230)	= 0.434
S1. = 2(0.820 x 1.385)	= 2.270
S2. = 2(0.230 x 0.810)	= 0.372
S3. = 2(1.270 x 1.370)	= 3.478
S4. = 2(0.230 x 0.910)	= 0.418
S5. = 2(1.370 x 0.455)	= 1.246
L1. = 3.000 x 2.000	= 6.000
L2. = 2.150 x 2.000	= 4.300
TOTAL DEDUCTION	= 218.167 SQ.MTRS.

TOTAL F.A.R. AREA ON FIRST FLOOR =
TOTAL AREA OF A - TOTAL DEDUCTION
= 674.185 - 218.167 = 456.018 SQ.MTRS.
TOTAL F.A.R. AREA ON FIRST FLOOR TO THIRTEENTH FLOOR =
= 456.018 x 13 = 5928.234 SQ.MTRS.

FOURTEENTH FLOOR AREA DIAGRAM

TOTAL AREA OF A. = 28.64 x 23.54 = 674.185 SQ. MTRS.

TOTAL DEDUCTION

1. = 13.430 x 1.265	= 16.988
2. = 2(1.415 x 7.775)	= 22.002
3. = 2(2.415 x 7.805)	= 37.698
4. = 2(0.385 x 1.350)	= 1.038
5. = 0.385 x 3.435	= 1.322
6. = 7.475 x 5.110	= 38.197
7. = 1.505 x 1.950	= 2.934
8. = 1.495 x 1.385	= 2.070
9. = 1.095 x 1.385	= 1.516
10. = 0.785 x 1.950	= 1.530
11. = 4.155 x 0.385	= 1.599
12. = 8.195 x 5.110	= 41.876
13. = 1.270 x 1.085	= 1.377
14. = 0.550 x 1.085	= 0.596
15. = 2(0.700 x 4.430)	= 6.202
16. = 9.460 x 2.400	= 22.704
S. = 2(0.945 x 0.230)	= 0.434
S1. = 2(0.820 x 1.385)	= 2.270
S2. = 2(0.230 x 0.810)	= 0.372
S3. = 2(1.270 x 1.370)	= 3.478
S4. = 2(0.230 x 0.910)	= 0.418
S5. = 2(1.370 x 0.455)	= 1.246
L1. = 3.000 x 2.000	= 6.000
L2. = 2.150 x 2.000	= 4.300
TOTAL DEDUCTION	= 347.447 SQ.MTRS.

TOTAL F.A.R. AREA ON FOURTEENTH FLOOR =
TOTAL AREA OF A - TOTAL DEDUCTION
= 674.185 - 347.447 = 326.738 SQ.MTRS.

TOTAL NEW DEDUCTION ON FOURTEENTH FLOOR

22. = 2(4.575 x 7.390)	= 67.618
23. = 2(0.385 x 6.125)	= 4.716
24. = 2(0.230 x 0.385)	= 0.177
25. = 2(5.020 x 6.125)	= 61.568
26. = 5.850 x 6.690	= 39.136
27. = 2(0.385 x 3.460)	= 2.664
28. = 2(0.215 x 1.615)	= 0.694
29. = 2(0.820 x 0.230)	= 0.377
30. = 2(0.450 x 0.230)	= 0.207
31. = 2(0.220 x 0.230)	= 0.101
32. = 3.260 x 1.385	= 4.515
TOTAL DEDUCTION	= 181.773 SQ.MTRS.

TOTAL F.A.R. AREA ON FOURTEENTH FLOOR =
TOTAL AREA OF A - TOTAL DEDUCTION
= 674.185 - 181.773 = 144.965 SQ.MTRS.

TOTAL F.A.R. AREA ON FIRST FLOOR TO FOURTEENTH FLOOR = 69.830 + 5928.234 + 144.965
= 6143.029 SQ.MTRS.

TOWER-8

S.T.P. (HQ) Member Secretary B.P.C. — S.P.T. (G) Member B.P.C. — C.T.P. (HQ) Chairman B.P.C.

(BALWANT SINGH) S.D.

DOORS + WINDOS SCHEDULE:

DW = 2800 x 2600	DW/EF= 2350 x 2600
DW1 = 2500 x 2600	DW/EF1= 1610 x 2600
DW2 = 2200 x 2600	W = 900 x 2300
DW3 = 3400x 2600	W1 = 1800 x 2300
DW4 = 1620x 2600	V/PV = 900 x 1400
DW5 = 1650x 2600	EF = 460 DIA
D = 1000x 2600	
D1 = 750 x 2600	

NOTS-:
SOLAR PANEL CAPACITY =6330 LPD
AREA REQUIRED 99 SQM

PLUMBING NOTES:-

1. WASH BASIN TO FLOOR TRAP (FT) 40 OD uPVC PIPE.
2. KITCHEN SINK TO FLOOR TRAP FLEXIBLE PIPE.
3. FLOOR DRAIN (FD) TO FLOOR TRAP (FT) 63 OD uPVC WASTE PIPE.
4. 110 OD HCIP PIPE USED FOR SOIL & WASTE.
5. 110 OD uPVC PIPE USED FOR TERRACE RAIN WATER
6. 90 OD uPVC PIPE USED FOR BALCONY.

SCHEDULE OF PIPES :-

PIPE NO.	DESCRIPTION
1	110 OD SOIL & VENT PIPE HCIP
2	110 OD , WASTE & VENT PIPE HCIP
3	75 OD ANTI-SYPHONAGE PIPE HCIP
4	110 OD uPVC TERRACE RAIN WATER PIPE
5	90 OD uPVC BALCONY RAIN WATER PIPE
6	DOMESTIC WATER SUPPLY D/N TAKE PIPE
7	FLUSHING WATER SUPPLY D/R TAKE PIPE
8	DOMESTIC WATER SUPPLY RISER *
9	FLUSHING WATER SUPPLY RISER *
10	HOT WATER SUPPLY D/N TAKE PIPE FROM SOLAR PANEL
11	DOMESTIC WATER SUPPLY D/N TAKE PIPE FOR TOP 4TH FLOOR
FT	FLOOR TRAP (110x110) MM
FD	FLOOR DRAIN (110x63) MM
BD	BALCONY DRAIN (110x63) MM
BT	BATH TUB TRAP
OD	OUTER DIA OF PIPE

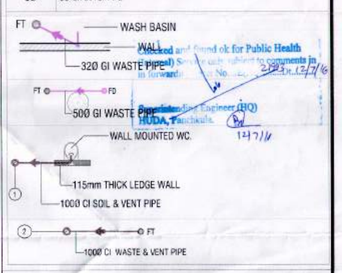

Approved subject to comments in Green Book for Public Health Engineering Department (HQ) HSVP, Panchkula. 13/7/16

OWNER'S SIGN.

For Shivnandan Buildtech Pvt. Ltd.
Director

ARCHITECT'S SIGN.

ARCHITECT RAJESH JAIN CA/91/13678

Project:
REVISED GROUP HOUSING COLONYMEASURING 13.32 ACRE LICENCE NO.70 OF 2011 DATED 22.07.2011 IN SECTOR-99,GURGAON MANESAR URBAN COMPLEX

Client:
M/S SHIVNANDAN BUILDTECH PVT. LTD

SCALE: AS SHOWN	
DATE : 19-OCT.-2013	
DRAWN: K.J	SUBMISSION DRAWING
CHECKED: D.A	FLOOR PLANS,& AREA CALCULATION
APPROVED: RJ	
DRG. NO: 32	

ARCHITECT :
Ichinen
ARCHITECTS PRIVATE LIMITED
A-5 SARVODAYA ENCLAVE, NEW DELHI-110017
TELEFAX +91 11 46005800, EMAIL ichinenarchitects@rediffmail.com

NOTE:
THIS DRAWING IS PROPERTY OF "ICHINEN ARCHITECTS (P) LTD." AND MAY NOT BE COPIED OR USED FOR ANY OTHER PURPOSE THAN FOR WHICH IT IS ISSUED WITHOUT PERMISSION OF ITS PRINCIPLES.